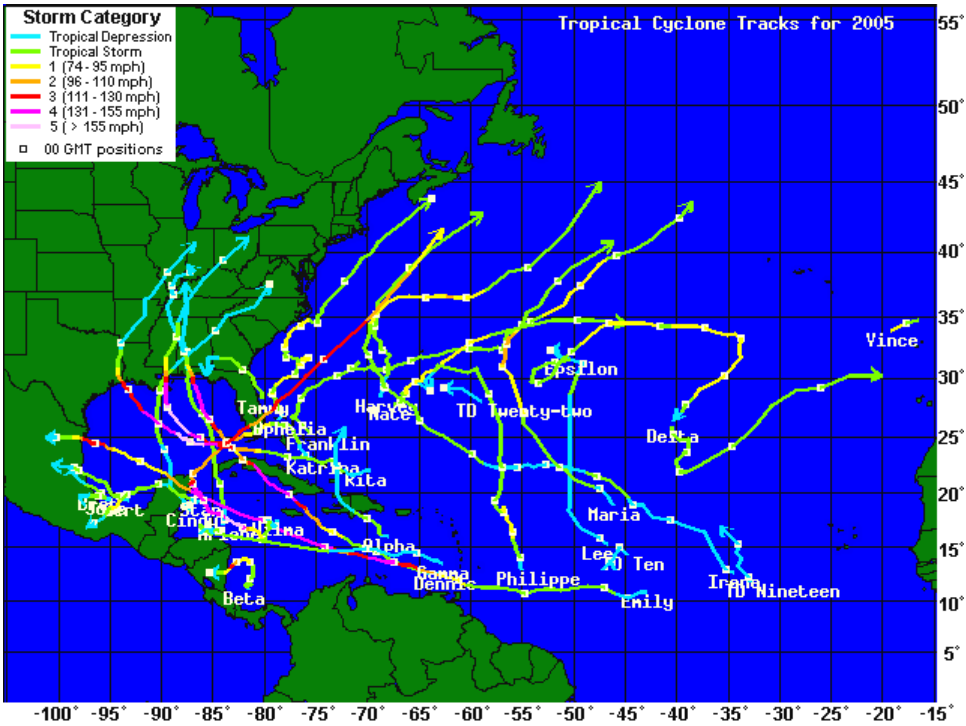


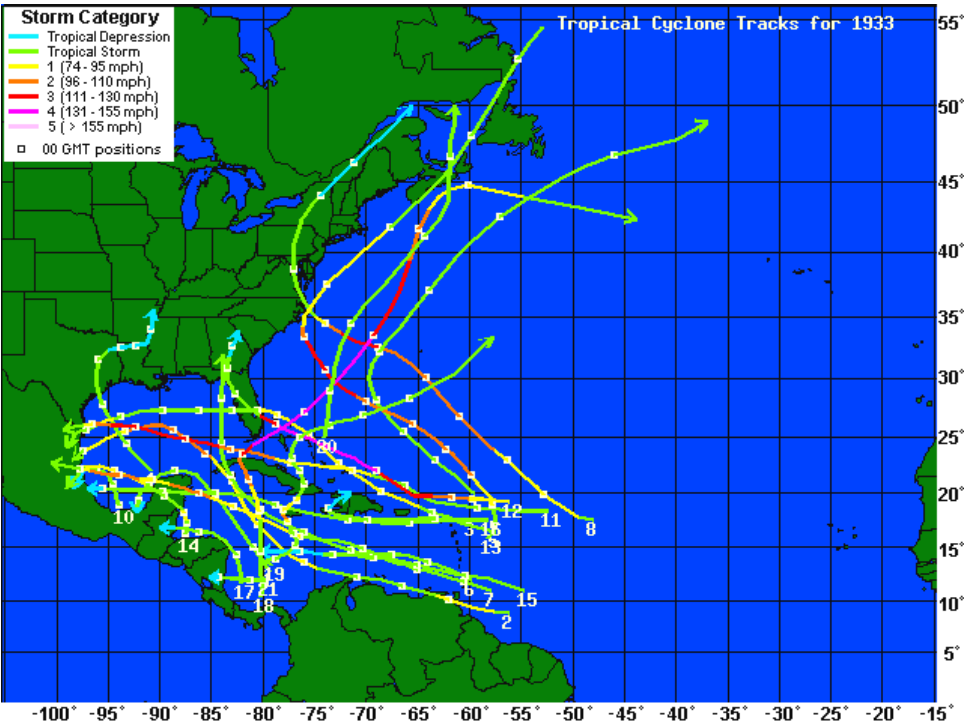
2005
RECORD
SETTING YEAR

- 29 TROPICAL SYSTEMS
- 26 NAMED STORMS
- 14 HURRICANES
- 7 MAJOR HURRICANES (CAT. 3+)
- 3 CATEGORY 5 HURRICANES
- WILMA:
Strongest Hurricane on Record
Dates: 10/15 – 10/25
Max. Winds: 175 mph
Min. Pressure 882 mb
Storm Type: Cat. 5



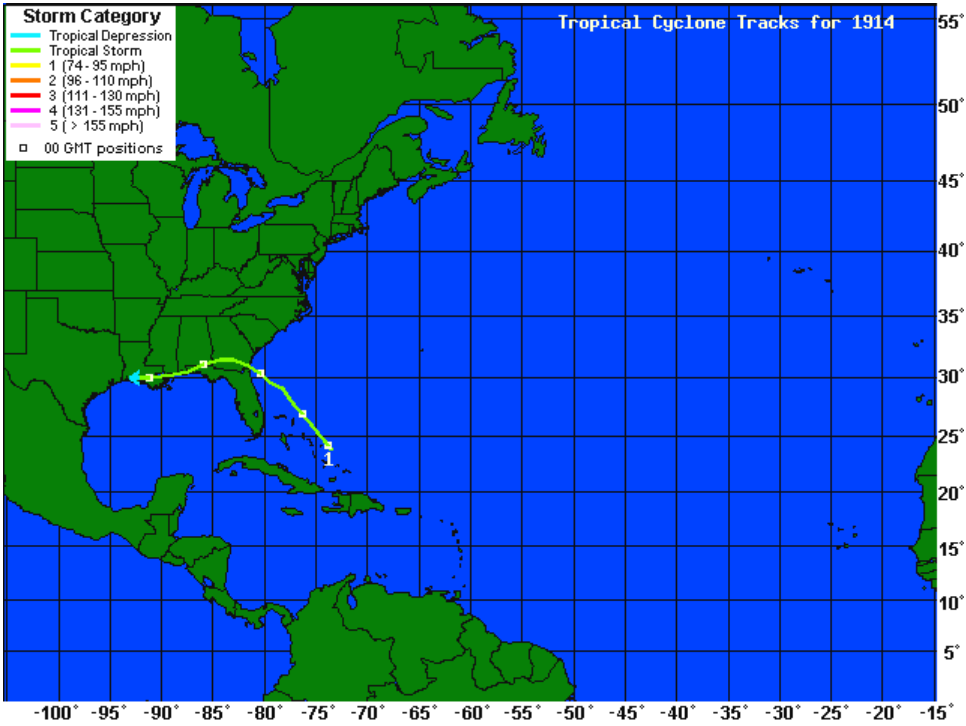
1933
PREVIOUS
RECORD
SETTING YEAR

- 21 TROPICAL SYSTEMS
- 10 HURRICANES
- SEASON DATES: 5/14-11/17



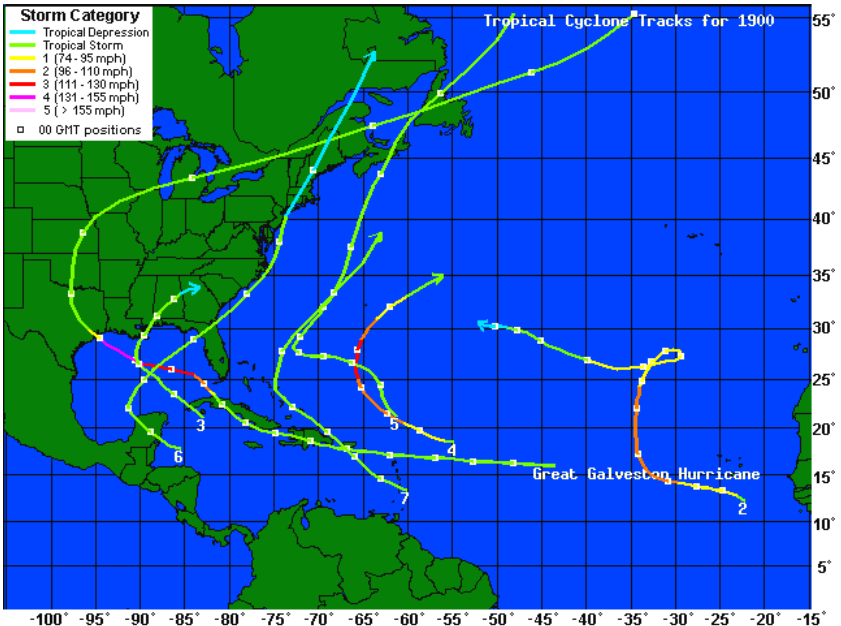
1914
FEWEST
STORMS

- DATES: 9/14 – 9/19
MAX. WINDS: 50 mph
MIN. PRESSURE: unavailable



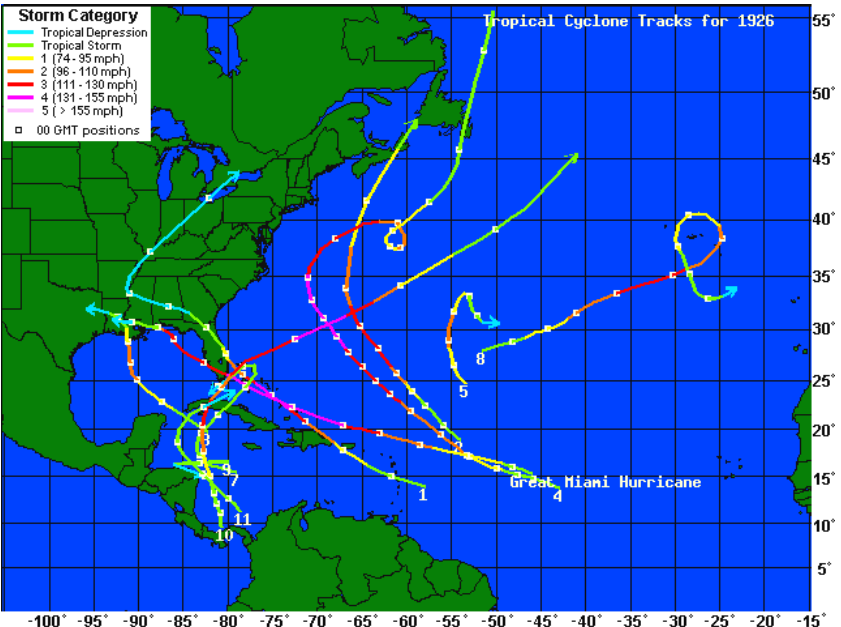
1900
YEAR OF GREAT GALVESTON HURRICANE

DATES: 8/27 - 9/15
MAX. WINDS: 135 MPH
MIN. PRESSURE: 964 MB
STORM TYPE: CAT. 4



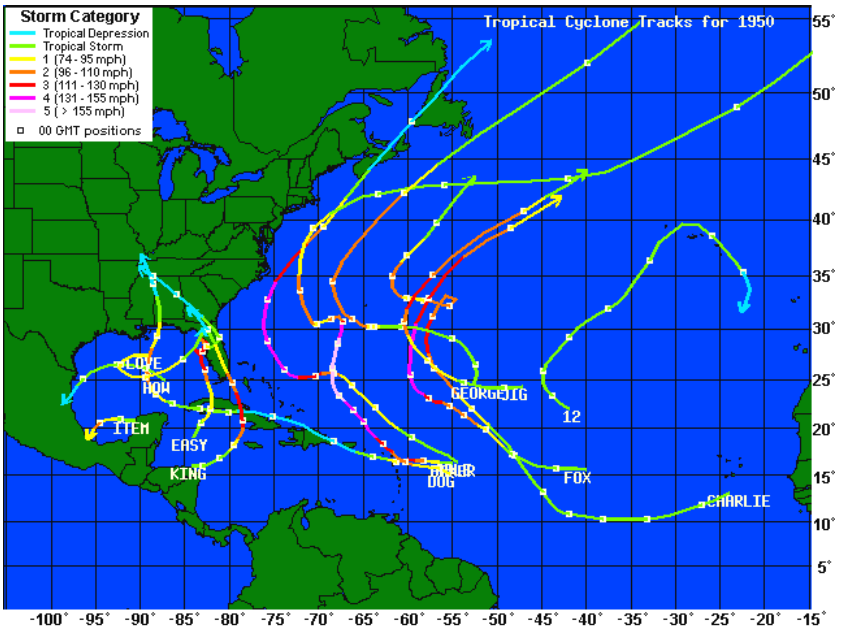
1926
YEAR OF GREAT MIAMI HURRICANE

DATES: 9/11 - 9/22
MAX. WINDS: 150 MPH
MIN. PRESSURE: 935 MB
STORM TYPE: CAT. 4



1950
FIRST YEAR OF NAMED STORMS

- 13 TROPICAL SYSTEMS
- 11 HURRICANES



Storm	Dates	Storm	Dates
Hurricane Able	8/12 - 8/22	Tropical Storm How	10/ 1 - 10/ 4
Hurricane Baker	8/20 - 9/ 1	Hurricane Item	10/ 8 - 10/10
Hurricane Charlie	8/21 - 9/ 5	Hurricane Jig	10/11 - 10/17
Hurricane Dog	8/30 - 9/17	Hurricane King	10/13 - 10/19
Hurricane Easy	9/ 1 - 9/ 9	Unnamed tropical storm	10/17 - 10/24
Hurricane Fox	9/ 8 - 9/17	Hurricane Love	10/18 - 10/21
Hurricane George	9/27 - 10/ 7		