




Children's Ministries -
Session 6:
Alternatives for Behavior
Guidance

Agape Ministries - 2010
Kherson, Ukraine

Some Definitions

- Discipline
- Punishment
- Behavior Guidance
- Behavior Management
- Rules
- Procedures






- Discipline Them, Love Them
- by Betty N. Chase
- http://books.google.com/books?id=pJ38AFqI__UC&lpg=PP1&ots=7V2Fb5CP9M&dq=betty%20chase%20discipline%20love&pg=PA1#v=onepage&q&f=true



Positive or Negative?

- Teacher calls on students when they are well-behaved.
- Teacher allows group members to hold each other accountable.
- Teacher denies the student special privileges.



Positive or Negative?

- Teacher tells students "thank you" when they behave well.
- Teacher rewards student for good behavior.
- Teacher gives student "time out" away from the group.



Positive or Negative?

- Teacher consoles the aggressor.
- Teacher stands or sits near student.
- Teacher diverts students to another activity before a dispute occurs.



Positive or Negative?

- Teacher gently puts hand on student's shoulder.
- Teacher tells student that we use words instead of hitting.
- Teacher sits between students.



Positive or Negative?

- Teacher plans activities that are familiar to students so they can succeed.
- Teacher encourages students "why not to do this?"
- Teacher reminds student that we treat each other kindly in our group.




Positive or Negative?

- Teacher re-arranges furniture to discourage misbehavior
- Teacher builds a positive relationship with the students.
- Teacher instructs children in steps to solve problems




Positive or Negative?

- Teacher tells students the plan for the day in advance
- Teacher explains the instructions slowly and clearly.
- Teacher helps students sense that they belong in the group.



Positive or Negative?

- Teacher establishes rules in advance.
- Teacher plans activities that are familiar to students so they can succeed.
- Teacher uses students' past life experiences as background for the lesson.



Positive or Negative?

- Teacher talks with students about the reasons for their behavior.
- Teacher reminds students of the rules.
- Teacher helps students direct their own learning.



Positive or Negative?

- Teacher gives advance warning that the activity or schedule will change.
- Teacher talks out loud about personal strengths of the students.
- Teacher gives students an activity that has movement.



Positive or Negative?

- Teacher gives student a choice of another activity.
- Teacher encourages students by saying, "You can do this!"
- Teacher remembers that knowledge does not equal better behavior.



Positive or Negative?

- Teacher ridicules student.
- Teacher compares students to each other in negative ways.
- Teacher does nothing now and talks to student later.



Positive or Negative?

- Teacher spanks student.
- Teacher belittles student.
- Teacher allows each child to have some personal toys that are not shared with others.



Positive or Negative?

- Teacher isolates student from others.
- Teacher uses the student's name out loud.
- Teacher slaps student's hands.




Instructions

- Cut the cards to separate them into a deck of cards. Sort the cards into categories according to your best understanding of appropriate behavior guidance techniques for the age level assigned. Be prepared to explain why you sorted the cards as you did.



Инструкции

- Сократите карты, чтобы отделить их в палубу карт. Сортируйте карты в категории согласно вашему лучшему пониманию соответствующих методов руководства поведения для назначенного уровня возраста. Будьте готовы объяснить, почему Вы сортировали карты, как Вы сделали.




Selecting Strategies for Behavior Guidance



Types	Behavior Guidance	Strategies
Prevention	Would use	Would not use
Intervention	Would use	Would not use
Consequences	Would use	Would not use



Отбор Стратегий для Руководства Поведения



Типы	Руководство Поведения	Стратегии
Предотвращение	Использовал бы	Не использовал бы
Вмешательство	Использовал бы	Не использовал бы
Последствия	Использовал бы	Не использовал бы

